


## IloT Gateway with Serial Bridge



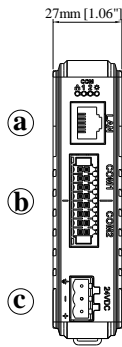
### Features

- IloT Gateway with serial bridge can upgrade your existing serial-based controller and touch panel without the need for modifying PLC and HMI projects.
- Transparent (pass-through) between COM1 and COM2
- Supports OPC UA and MQTT
- Supports MODBUS TCP/IP Gateway
- Compact Design and DIN-rail Mountable
- Fan-less Cooling System
- Built-in 256 MB Flash Memory
- Built-in Power Isolator
- Wide input voltage range: 10.5~28VDC

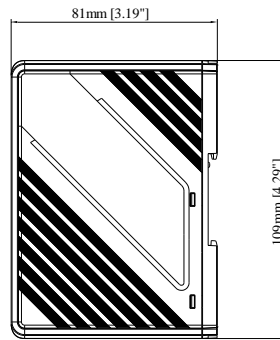


<b>Memory</b>	Flash	256 MB
	RAM	256 MB
<b>Processor</b>		32-bit RISC 528MHz
<b>I/O Port</b>	SD Card Slot	N/A
	USB Host	N/A
	USB Client	N/A
	Ethernet	10/100 Base-T x 1
	COM Port	COM1: RS-232 2W, RS-485 2W/4W COM2: RS-232 2W, RS-485 2W/4W
<b>RTC</b>		Built-in
<b>Power</b>	Input Power	10.5~28VDC
	Power Isolation	Built-in
	Power Consumption	300mA@12VDC;150mA@24VDC
	Voltage Resistance	500VAC (1 min.)
	Isolation Resistance	Exceed 50MΩ at 500VDC
	Vibration Endurance	10 to 25Hz (X, Y, Z direction 2G 30 minutes)
<b>Specification</b>	PCB Coating	Yes
	Enclosure	Plastic
	Dimensions	27 x 109 x 81 mm
	Weight	Approx. 0.14 kg
	Mount	35 mm DIN rail mounting
<b>Environment</b>	Protection Structure	IP20
	Storage Temperature	-20° ~ 60°C (-4° ~ 140°F)
	Operating Temperature	0° ~ 50°C (32° ~ 122°F)
	Relative Humidity	10% ~ 90% (non-condensing)
<b>Certificate</b>	CE	CE marked
	UL	cULus Listed
<b>Software</b>	EasyBuilder Pro	V6.01.02 or later versions
	Weincloud	EasyAccess 2.0 (Optional)

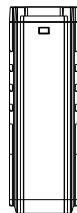
## Dimensions



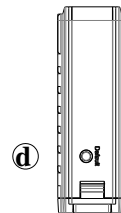
**Front View**



**Side View**



**Top View**



**Bottom View**

<b>a.</b>	Ethernet Port (10M/100M)
<b>b.</b>	COM1, COM2
<b>c.</b>	Power Connector
<b>d.</b>	Default Button

## Ordering Information

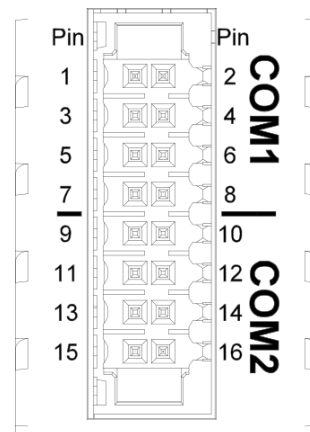
Optional:

- RZACEA020: EasyAccess 2.0 Activation Card

COM1 [RS232-2W;RS-485-2W/4W],

COM2 [RS232-2W;RS-485-2W/4W],

PIN#	COM1 [RS232] 2W	COM2 [RS232] 2W	PIN#	COM1 [RS485]		COM2 [RS485]	
				4W	2W	4W	2W
1	RXD1		2	Rx1-	Data1-		
3	TXD1		4	Rx1+	Data1+		
5	FG		6	Tx1-			
7	GND		8	Tx1+			
9		RXD2	10			Rx2-	Data2-
11		TXD2	12			Rx2+	Data2+
13		FG	14			Tx2-	
15		GND	16			Tx2+	



Other company names, product names, or trademarks in this document are the trademarks or registered trademarks of their respective companies.

This document is subject to change without prior notice.

Copyright© 2019 Weintek Lab., Inc. All rights reserved.

Contact: WEINTEK LABS., INC. TEL: +886-2-22286770 Web:www.weintek.com

cMT-G03\_Datasheet\_ENG\_20221031